



VISTA COLLECTION



20' x 10' Vista design with Clear Anodized frame and Obscure glass

It's the perfect reflection of your style. The modern industrial look goes residential with the introduction of the Vista Collection. From the outside, these sleek doors perfectly mirror the clean lines and glass expanses of your home's contemporary design. Inside, they transform your garage into a bright and inviting room.



16' x 7' Vista design with Bronze Texture frame and Frost glass

PANEL CONFIGURATION

8' & 9' WIDE - 2 Panels




10' WIDE - 3 Panels



16' WIDE - 4 Panels

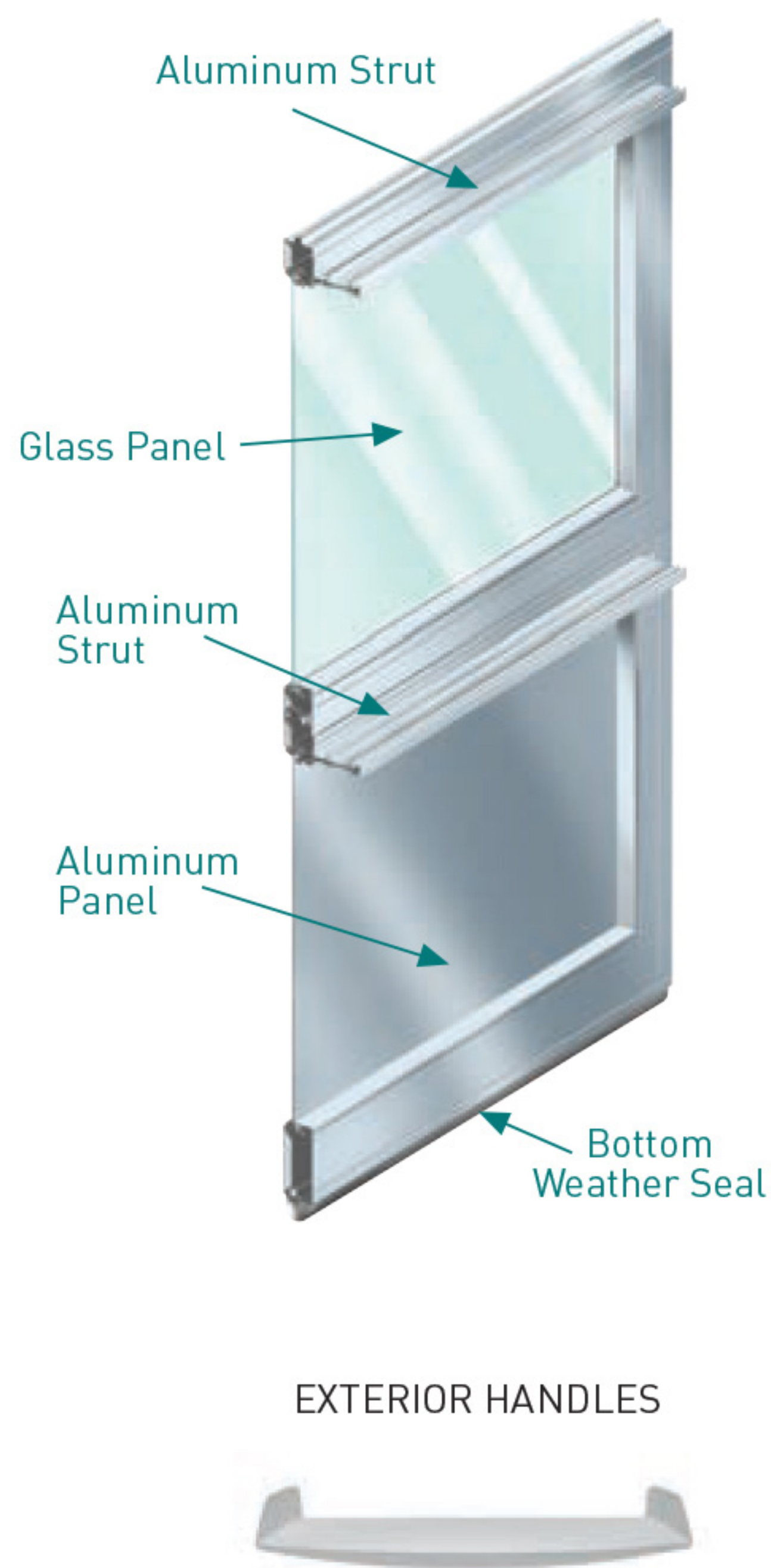


18' WIDE - 5 Panels



VISTA COLLECTION

Construction




A Vista full view door offers strength and beauty to match the stylish design of your home.

- 2" thick extruded commercial-grade aluminum frame provides durability, low maintenance and corrosion resistance
- Tongue and groove section joints and bottom weather seal provide additional protection against the elements
- ClearView Aluminum Strut System does not restrict viewing area and adds strength and durability to doors; available up to 24' wide doors
- Wind load options available to meet local building codes
- Attractive, modern exterior handles (2) included
- Available in 21" and 24" section heights; and 18" for odd height doors
- Available in 1" width increments


Frame Colors

Actual paint colors may vary from samples shown.

*Additional powder coat colors available.




CLEAR ANODIZED




ANODIZED DARK BRONZE




ANODIZED BLACK




WHITE POWDER COAT



BRONZE TEXTURE POWDER COAT*



DARK BRONZE POWDER COAT*



SUPER BLACK POWDER COAT*

*Price upcharge applies

Warranties

- 5-year Limited Warranty on materials and workmanship
- 5-year Limited Warranty on hardware
- 5-year Limited Warranty on finish

Glass


Glass is tempered and available as single pane or insulated.

TRANSPARENT

CLEAR



OBSCURE




LOW-E




OPAQUE


FROST



SNOW**



WHITEOUT**



* Laminated, not tempered. ** Insulated glass not available.

TINT

GRAY



BRONZE




GREEN



Aluminum Panels


CLEAR ANODIZED




ANODIZED DARK BRONZE



ANODIZED BLACK



WHITE POWDER COAT



© 2015 PHB • Each franchise independently owned and operated • Warranty coverage supplied by the Precision Door Service franchise servicing your area • www.precisiondoor.net • Toll Free: 866-443-7672